



# What is RCA's Instant Electronic Tuning?

Instant Electronic Tuning is the latest RCA development in fiddle-free color viewing. With this feature, the entire channel range (VHF and UHF) is scanned in approximately 2½ seconds. Offered with remote operation, system features snap-out/plug-in AccuCircuit modules for easier servicing.




Retail Salesman's Development Program

# Instant Electronic Tuning...

## Your Assurance of


## Unsurpassed

## Viewing Pleasure!



### Control Panel

Behind this translucent panel are located the controls for electronic tuning. To prevent tampering, they are concealed behind a swing-out door. After their initial set-up, these controls seldom need change. Lighted channel numbers indicate the selected channels.



### Program Desired Combination of VHF and UHF on 20 Channels

You can program for electronic tuning on all the TV stations locally available. It's simple. There are 20 pre-set thumb-wheels. The first twelve are factory-tuned to channels 2 through 13. Each of the remaining eight thumb-wheels can be tuned to any available UHF station in your area. After you make initial adjustments and insert individual UHF channel numbers, the set will indicate the exact UHF or VHF channels selected.



### Touchbutton Operation

No more knobs to turn for changing channels—either at the set or on the remote control unit. Touchbuttons are the only visible controls—one set on the television and another set on the remote hand unit. Change channels **instantly** and **quietly** in either direction, up or down.




### All-Electronic Tuners

In the all-electronic VHF and UHF tuning system, the actual tuners themselves have no moving parts or contact points to wear, age or become dirty. Except for a motor-driven switch, channel changing involves absolutely no moving parts.


### Armchair Operation

You may never have to get up from your chair to operate your set. With the RCA Signal Sensor Remote Unit in your hand, you can touch a button and change channels upward or downward. You can adjust the volume, change the tint, select the proper color intensity . . . even turn the set off and on. Also the remote hand unit has an "AccuMatic" button that can instantly "erase" the remote information to bring the set back to the manual settings of color, tint, volume and ACM.



### AccuCircuit Modules

The Instant Electronic Tuning assembly features two AccuCircuit modules, and the remote control employs four additional modules. These snap-out/plug-in modules provide for easier servicing.



# What are the consumer benefits of RCA's Electronic Tuning System?

- **Split-Second Channel Changing**

You can go from any VHF Channel to any UHF Channel in approximately 2½ seconds.

- **Touchbutton, Whisper-Quiet Operation**

Remote or manual channel changing completely controlled by touchbuttons. No knobs to turn. No click-click tuning mechanisms.

- **Concealed Controls**

Tuning and other pre-set controls are concealed behind a swing-out access panel to prevent tampering.

- **Channel Selection in Either Direction**

If you accidentally pass up the channel you want, there's no problem. Simply depress another button and the scanning process is reversed.

- **Easy Servicing**

Features plug-in AccuCircuit modules for easier servicing.

- **Reliable Performance**

Complete solid state design. Except for a motor-driven switch, channel changing involves absolutely no moving parts.

- **Program up to 20 Available Channels**

